

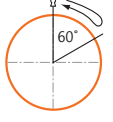
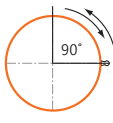
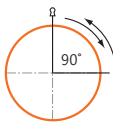
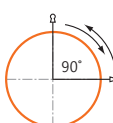
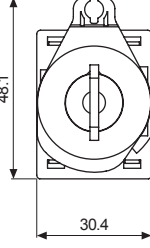
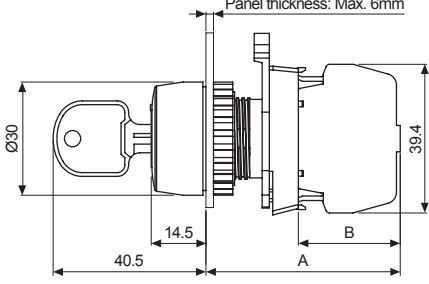


Ø22/25 Key Selector Switches (S2KR Series)

Type	Appearance	Operating position		Model	Contact block		LED block														
					A contact	B contact	AC/DC voltage	AC voltage													
Extended	 S2KR-1EK□ 	2-position, spring return, key removal: center		S2KR-1E□A(M)	1EA	—	—	—													
				S2KR-1E□2A(M)	2EA	—															
				S2KR-1E□B(M)	—	1EA															
				S2KR-1E□2B(M)	—	2EA															
				S2KR-1E□AB(M)	1EA	1EA															
		2-position, maintained key removal: right		S2KR-2D□A(M)	1EA	—															
				S2KR-2D□2A(M)	2EA	—															
				S2KR-2D□B(M)	—	1EA															
				S2KR-2D□2B(M)	—	2EA															
				S2KR-2D□AB(M)	1EA	1EA															
		2-position, maintained key removal: center		S2KR-2E□A(M)	1EA	—															
				S2KR-2E□2A(M)	2EA	—															
				S2KR-2E□B(M)	—	1EA															
				S2KR-2E□2B(M)	—	2EA															
				S2KR-2E□AB(M)	1EA	1EA															
		2-position, maintained key removal: center + right		S2KR-2F□A(M)	1EA	—															
				S2KR-2F□2A(M)	2EA	—															
				S2KR-2F□B(M)	—	1EA															
				S2KR-2F□2B(M)	—	2EA															
				S2KR-2F□AB(M)	1EA	1EA															
		<p>※□ indicates color: K (black), S (silver) ※The (M) in the model name indicates modular type contacts. Models without (M) are singular types. ※The control unit and contact blocks are sold separately. (control unit: bold letters, contact block: regular letters) ※Connect up to 2 contact blocks. Connect the contact blocks only on the side slots. It will not operate if connected to the center slot.</p>																			
		<p>• Dimensions (unit: mm)</p> <div style="display: flex; justify-content: space-around;"> <div style="text-align: center;">  </div> <div style="text-align: center;">  </div> <div style="border: 1px solid black; padding: 5px;"> <table border="1"> <thead> <tr> <th></th> <th>A</th> <th>B</th> </tr> </thead> <tbody> <tr> <td>Singular type contact</td> <td>51.5</td> <td>27.0</td> </tr> <tr> <td>Modular type contact</td> <td>49.5</td> <td>25.0</td> </tr> </tbody> </table> </div> </div> <p style="text-align: right;">※For panel cut-out dimensions, please refer to page A-36.</p>										A	B	Singular type contact	51.5	27.0	Modular type contact	49.5	25.0		
			A	B																	
		Singular type contact	51.5	27.0																	
Modular type contact	49.5	25.0																			