
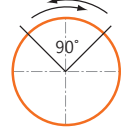
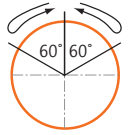
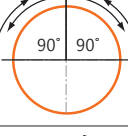
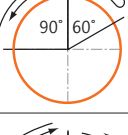
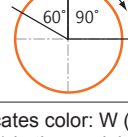
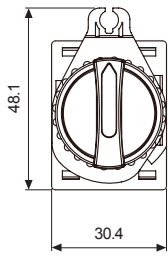
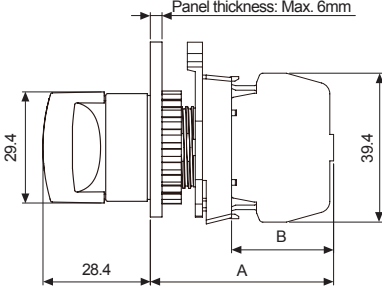


Ø22/25 Standard Lever Selector Switches (S2SR Series)

Type	Appearance	Operating position		Model	Contact block		LED block														
					A contact	B contact	AC/DC voltage	AC voltage													
Standard short lever, extended	 <p>S2SR-S1R□</p>	2-position, maintained		S2SR-S3□A(M)	1EA	—	—	—													
				S2SR-S3□2A(M)	2EA	—															
				S2SR-S3□B(M)	—	1EA															
				S2SR-S3□2B(M)	—	2EA															
				S2SR-S3□AB(M)	1EA	1EA															
		3-position, spring return two-way		S2SR-S5□2A(M)	2EA	—															
				S2SR-S5□2B(M)	—	2EA															
				S2SR-S5□AB(M)	1EA	1EA															
		3-position, maintained		S2SR-S7□2A(M)	2EA	—															
				S2SR-S7□2B(M)	—	2EA															
				S2SR-S7□AB(M)	1EA	1EA															
		3-position, spring return from right		S2SR-SA□2A(M)	2EA	—															
				S2SR-SA□2B(M)	—	2EA															
				S2SR-SA□AB(M)	1EA	1EA															
		3-position, spring return from left		S2SR-SC□2A(M)	2EA	—															
				S2SR-SC□2B(M)	—	2EA															
				S2SR-SC□AB(M)	1EA	1EA															
		<p>※□ indicates color: W (white), R (red) ※The (M) in the model name indicates modular type contacts. Models without (M) are singular types. ※The control unit and contact blocks are sold separately. (control unit: bold letters, contact block: regular letters) ※Connect up to 2 contact blocks. Connect the contact blocks only on the side slots. It will not operate if connected to the center slot.</p>																			
		<p>• Dimensions (unit: mm)</p> <div style="display: flex; justify-content: space-around; align-items: flex-start;"> <div style="text-align: center;">  <p>48.1 30.4</p> </div> <div style="text-align: center;">  <p>Panel thickness: Max. 6mm 29.4 28.4 39.4 A B</p> </div> <div style="border: 1px solid black; padding: 5px;"> <table border="1"> <thead> <tr> <th></th> <th>A</th> <th>B</th> </tr> </thead> <tbody> <tr> <td>Singular type contact</td> <td>48.5</td> <td>27.0</td> </tr> <tr> <td>Modular type contact</td> <td>46.5</td> <td>25.0</td> </tr> </tbody> </table> </div> </div> <p style="text-align: right;">※For panel cut-out dimensions, please refer to page A-36.</p>										A	B	Singular type contact	48.5	27.0	Modular type contact	46.5	25.0		
			A	B																	
Singular type contact	48.5	27.0																			
Modular type contact	46.5	25.0																			