
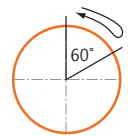
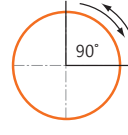
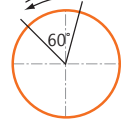
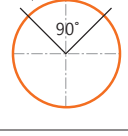
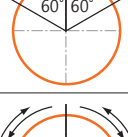
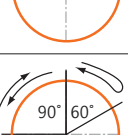
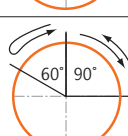
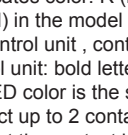
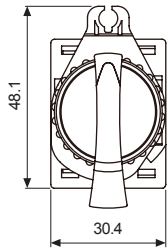
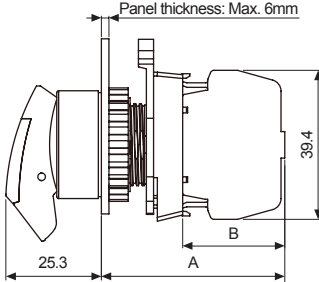




Ø22/25 Selector Switches

Type	Appearance	Operating position	Model	Contact block		LED block										
				A contact	B contact	AC/DC voltage	AC voltage									
Long shark-head lever, extended (illuminated)	 <p>S2SRN-L2AR□</p>	2-position, spring return 	S2SRN-L2A□AL(M)	1EA	—	—	1EA									
			S2SRN-L2A□2AL(M)	2EA	—											
			S2SRN-L2A□BL(M)	—	1EA											
			S2SRN-L2A□2BL(M)	—	2EA											
			S2SRN-L2A□ABL(M)	1EA	1EA											
		2-position, maintained 	S2SRN-L4A□AL(M)	1EA	—											
			S2SRN-L4A□2AL(M)	2EA	—											
			S2SRN-L4A□BL(M)	—	1EA											
			S2SRN-L4A□2BL(M)	—	2EA											
			S2SRN-L4A□ABL(M)	1EA	1EA											
		2-position, spring return 	S2SRN-L2B□AL(M)	1EA	—											
			S2SRN-L2B□2AL(M)	2EA	—											
			S2SRN-L2B□BL(M)	—	1EA											
			S2SRN-L2B□2BL(M)	—	2EA											
			S2SRN-L2B□ABL(M)	1EA	1EA											
		2-position, maintained 	S2SRN-L4B□AL(M)	1EA	—											
			S2SRN-L4B□2AL(M)	2EA	—											
			S2SRN-L4B□BL(M)	—	1EA											
			S2SRN-L4B□2BL(M)	—	2EA											
			S2SRN-L4B□ABL(M)	1EA	1EA											
		3-position, spring return two-way 	S2SRN-L6□2AL(M)	2EA	—											
			S2SRN-L6□2BL(M)	—	2EA											
			S2SRN-L6□ABL(M)	1EA	1EA											
		3-position, maintained 	S2SRN-L8□2AL(M)	2EA	—											
			S2SRN-L8□2BL(M)	—	2EA											
			S2SRN-L8□ABL(M)	1EA	1EA											
		3-position, spring return from right 	S2SRN-LB□2AL(M)	2EA	—											
			S2SRN-LB□2BL(M)	—	2EA											
			S2SRN-LB□ABL(M)	1EA	1EA											
		3-position, spring return from left 	S2SRN-LD□2AL(M)	2EA	—											
			S2SRN-LD□2BL(M)	—	2EA											
			S2SRN-LD□ABL(M)	1EA	1EA											
<p>□ indicates color: R (red), B (blue), G (green), Y (yellow) ※The (M) in the model name indicates modular type contacts. Models without (M) are singular types. ※The control unit, contact blocks, LED blocks are sold separately. (control unit: bold letters, contact and LED block: regular letters) ※The LED color is the same as the control unit. ※Connect up to 2 contact blocks. Connect the contact blocks only on the side slots. It will not operate if connected to the center slot.</p>																
<p>• Dimensions (unit: mm)</p> <div style="display: flex; align-items: center;">   <table border="1" style="margin-left: auto; margin-right: 0;"> <thead> <tr> <th></th> <th>A</th> <th>B</th> </tr> </thead> <tbody> <tr> <td>Singular type contact</td> <td>48.5</td> <td>27.0</td> </tr> <tr> <td>Modular type contact</td> <td>46.5</td> <td>25.0</td> </tr> </tbody> </table> </div> <p style="text-align: right;">※For panel cut-out dimensions, please refer to page A-36.</p>									A	B	Singular type contact	48.5	27.0	Modular type contact	46.5	25.0
	A	B														
Singular type contact	48.5	27.0														
Modular type contact	46.5	25.0														